

Not to be released before 31 October 2003 (8.00 am Finnish time)

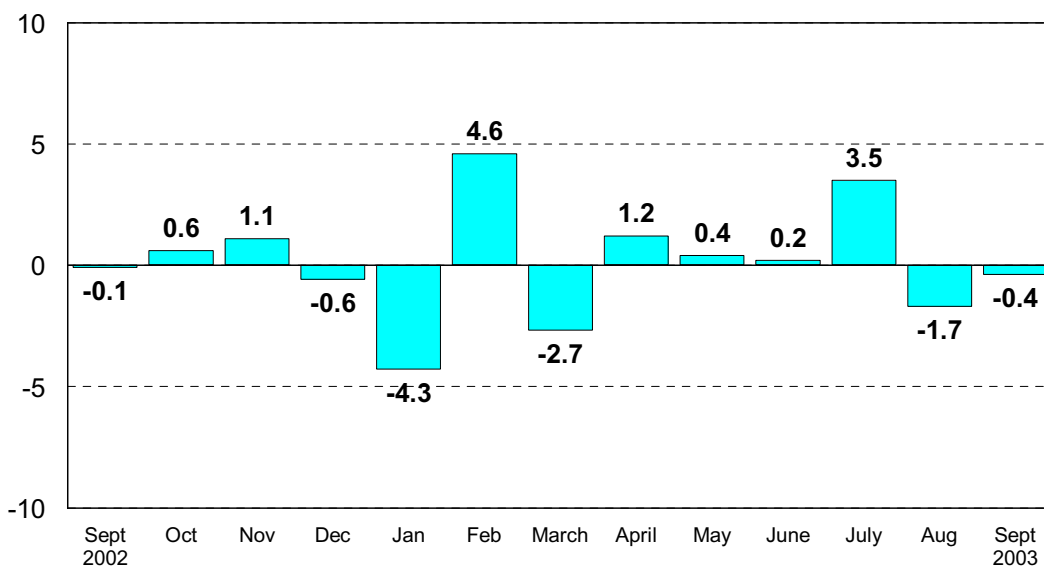
2003:230

Inquiries: Mr Aki Savolainen +358 9 1734 2703, aki.savolainen@stat.fi
Director in charge: Mr Ilkka Hyppönen

Industrial output fell by 0.4 per cent in September from August

According to Statistics Finland, seasonally adjusted industrial output fell by 0.4 per cent in September from August. In August, seasonally adjusted output decreased by 1.7 per cent from July.

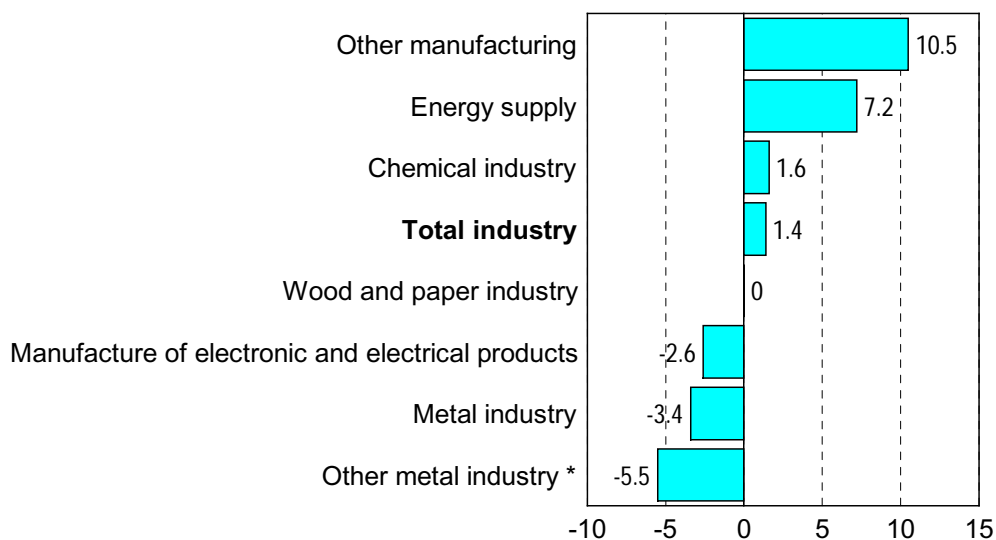
Seasonally adjusted change in the volume of industrial output from the previous month, %



Industrial output grew by 1.4 per cent from the year before

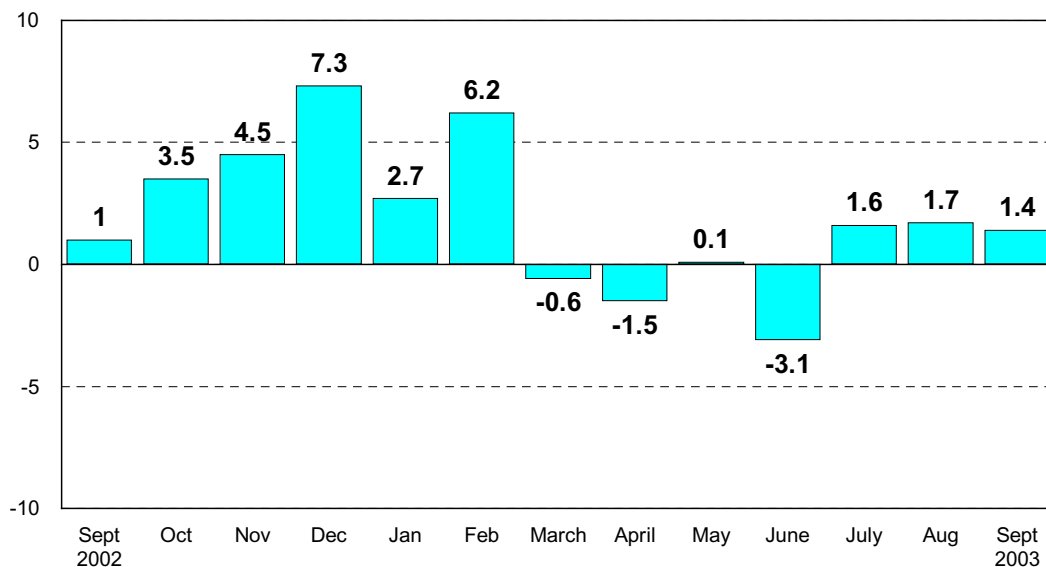
Seasonally adjusted industrial output was 1.4 per cent higher in September 2003 than in September 2002. Output went up by most, or 10.5 per cent, in other manufacturing. Output in energy supply increased by 7.2 per cent. In the wood and paper industry output remained largely unchanged from September 2002. Output declined by most, or 5.5 per cent, in other metal industry. Seasonally adjusted output for the January to September period grew by close on one per cent compared with the corresponding period of last year.

Seasonally adjusted change in the volume of industrial output 9/2002-9/2003, %



*Metal industry excl. manufacture of electronic and electrical products

Seasonally adjusted change in the volume of industrial output from the corresponding time period of the previous year, %



Capacity utilisation rate in manufacturing was nearly 86 per cent in September, which was approximately two percentage points higher than in September 2002. In the pulp and paper industry, capacity utilisation rate was 90 per cent, in the metal industry good 87 per cent and in the chemical industry 80 per cent. Capacity utilisation rate in other manufacturing was 79 per cent.

Revised data for September will be published on 28 November 2003 at 8 am in connection with the industrial output data for October. Because of the method used, seasonally adjusted figures for previous months may change even if the original figures do not become revised.

Source: Volume Index of Industrial Output 2003, September. Statistics Finland
StatFin statistical service at: statfin.stat.fi