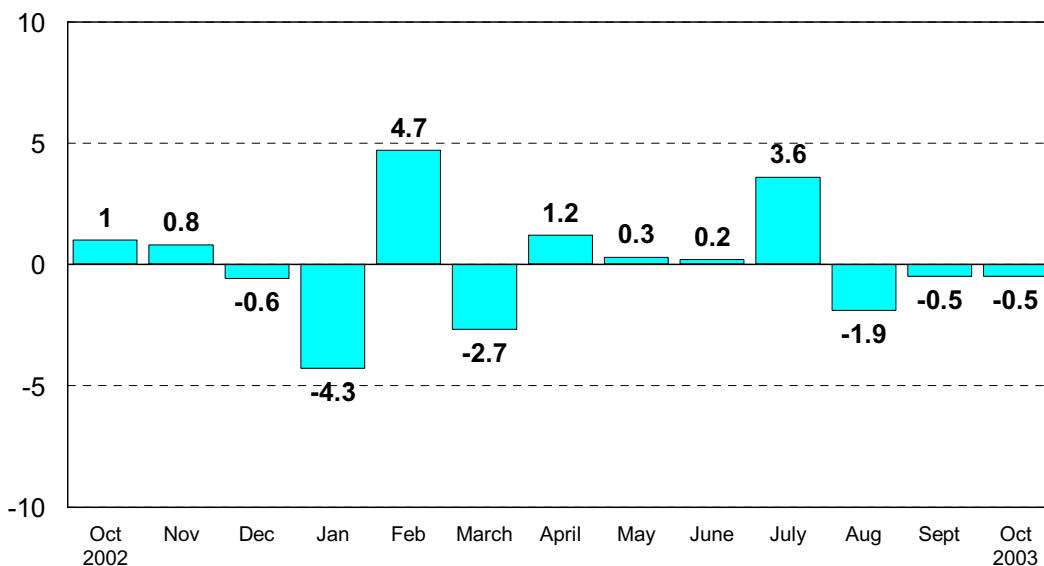


Inquiries: Mr Kari Rautio +358 9 1734 2479, kari.rautio@stat.fi
Director in charge: Mr Ilkka Hyppönen

Industrial output fell by 0.5 per cent in October from September

According to Statistics Finland, seasonally adjusted industrial output was 0.5 per cent lower in October 2003 than in September. In September, too, seasonally adjusted output fell by 0.5 per cent from August. Seasonally adjusted industrial output has gone down from the previous month for three consecutive months. From the year 2000, seasonally adjusted industrial output has only grown by barely 2 per cent.

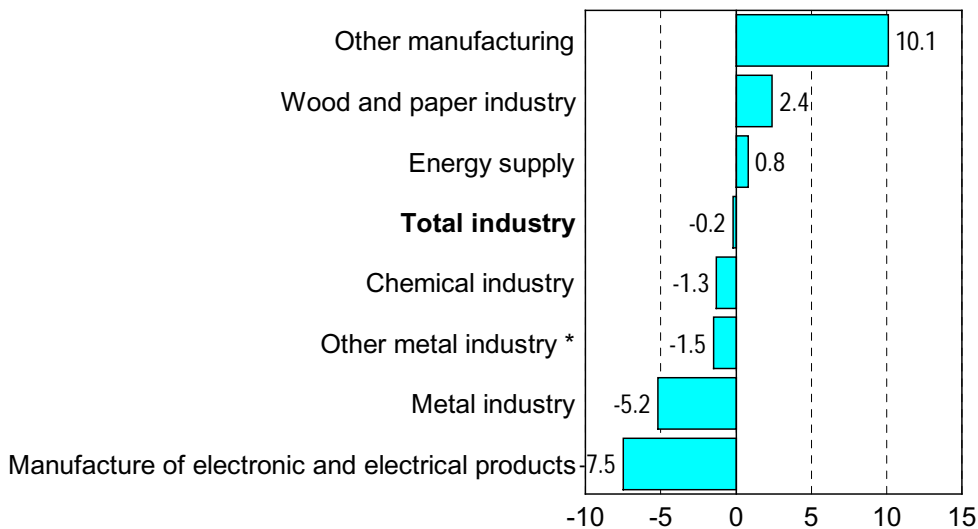
Seasonally adjusted change in the volume of industrial output from the previous month, %



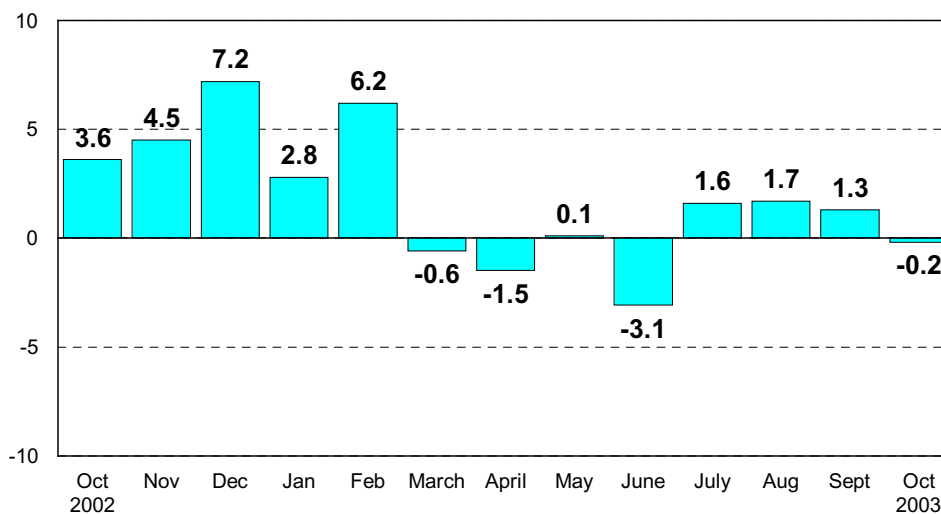
Industrial output fell by 0.2 per cent from the year before

Seasonally adjusted industrial output was 0.2 per cent lower in October 2003 than in October 2002. Output declined by most, or 7.5 per cent, in the electronics industry in October, and output in other metal industry also fell by 1.5 per cent year-on-year. In the chemical industry output decreased by 1.3 per cent. Output increased by most, or 10.1 per cent, in other manufacturing. In the wood and paper industry output went up by 2.4 per cent. Seasonally adjusted output for the January to October period grew by close on one per cent compared with the corresponding period of last year.

Seasonally adjusted change in the volume of industrial output 10/2002-10/2003, %



Seasonally adjusted change in the volume of industrial output from the corresponding time period of the previous year, %



Capacity utilisation rate in manufacturing was good 84 per cent in October, which is nearly two percentage points lower than in October 2002. In the pulp and paper industry, capacity utilisation rate was 93 per cent, in the metal industry almost 84 per cent and in the chemical industry just short of 81 per cent. Capacity utilisation rate in other manufacturing was good 79 per cent.

Revised data for October will be published on 31 December 2003 at 8 am in connection with the industrial output data for November. Because of the method used, seasonally adjusted figures for previous months may change even if the original figures do not become revised.

Source: Volume Index of Industrial Output 2003, October. Statistics Finland
StatFin statistical service at: statfin.stat.fi