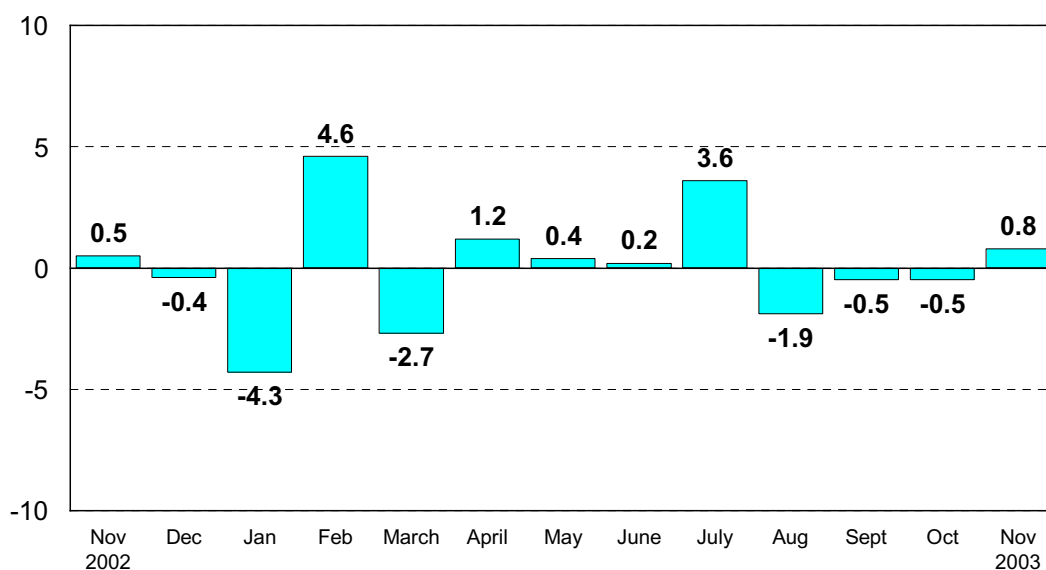


Inquiries: Mr Kari Rautio +358 9 1734 2479, [kari.rautio@stat.fi](mailto:kari.rautio@stat.fi)  
Director in charge: Mr Ilkka Hyppönen

## Industrial output grew by 0.8 per cent in November from October

According to Statistics Finland, seasonally adjusted industrial output was 0.8 per cent higher in November 2003 than in October. In October, seasonally adjusted output fell 0.5 per cent from September.

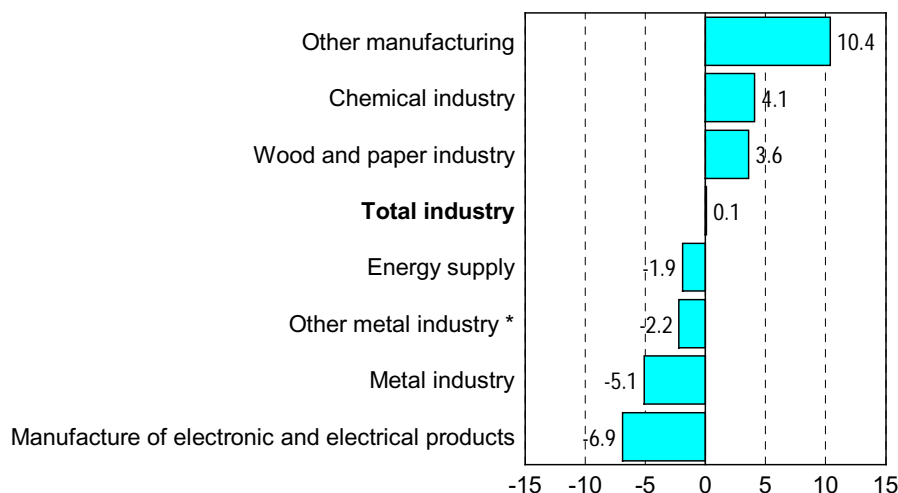
### Seasonally adjusted change in the volume of industrial output from the previous month, %



## Industrial output went up by 0.1 per cent from the year before

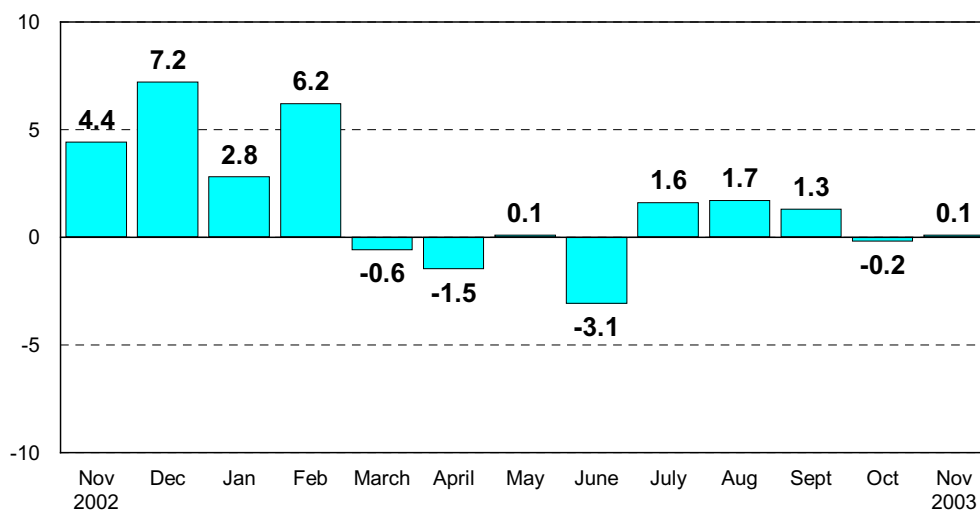
Seasonally adjusted industrial output was 0.1 per cent higher in November 2003 than in November 2002. In November 2003 output increased by most, or 10.4 per cent, in other manufacturing. In the chemical industry output grew by 4.1 per cent. Output in the wood and paper industry went up by 3.6 per cent year-on-year. Output decreased by most, or 6.9 per cent, in the manufacture of electronic and electrical goods. In other metal industry output fell by 2.2 per cent. Seasonally adjusted output for the January to November period grew by just short of one per cent compared with the corresponding period of last year.

## Seasonally adjusted change in the volume of industrial output 11/2002-11/2003, %



\*Metal industry excl. manufacture of electronic and electrical products

## Seasonally adjusted change in the volume of industrial output from the corresponding time period of the previous year, %



Capacity utilisation rate in manufacturing was over 85 per cent in November, which is good two percentage points lower than in November 2002. In the pulp and paper industry capacity utilisation rate was good 92 per cent, in the metal industry 87 per cent and in the chemical industry 79 per cent. Capacity utilisation rate in other manufacturing was 77 per cent.

Revised data for November will be published on 30 January 2004 at 8 am in connection with the industrial output data for December 2003. Because of the method used, seasonally adjusted figures for previous months may change even if the original figures do not become revised.

**Source: Volume Index of Industrial Output 2003, November. Statistics Finland**  
**StatFin statistical service at: [statfin.stat.fi](http://statfin.stat.fi)**