

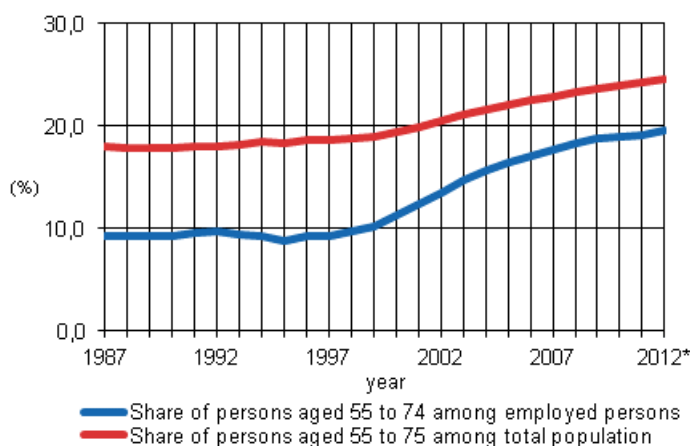
# Employment 2012

## Main activity and status in employment, preliminary data

### Sixteen per cent of baby boomers at work in 2012

According to preliminary data from Statistics Finland's employment statistics for the year 2012, 19.6 per cent of all employed persons were aged 55 to 74. The age distribution of employed persons has centred on older age groups particularly since the early years of the 2000s along with baby boom generations. In 2012, those in the baby boom generation were aged between 63 and 67. Around 62,000 of them, or 16 per cent, were still employed.

**Share (%) of persons aged 55 to 74 among employed persons in 1987 to 2011, preliminary data in 2012\*, and share (%) among total population 1987–2012**

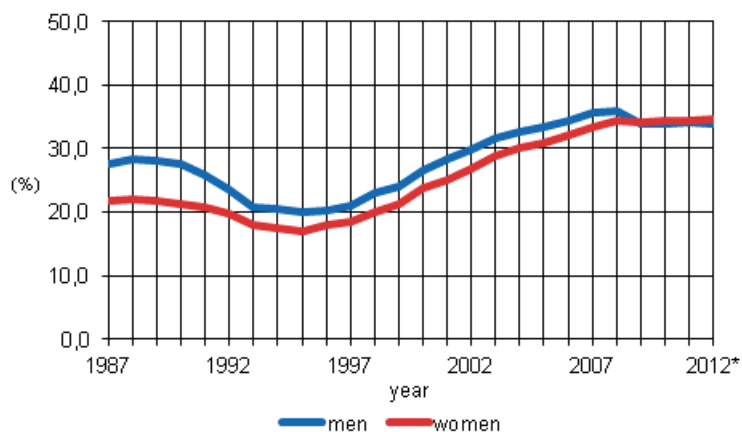


According to preliminary data for 2012, 19.6 per cent of all approximately 2,340,000 employed persons were aged 55 to 74. The share of persons in that age group among employed persons has risen in nearly all examined years from 1987 to 2012. The growth in the share has accelerated particularly from 2000 onwards, when the first baby boomers (born in 1945 to 1949) became 55 years old. In 2012, those in the baby boom generation were aged between 63 and 67. Around 62,000 of them, or 16 per cent, were still employed.

From 1987 to 2008, the share of employed persons among the 55 to 74 age group has been larger for men than for women. The difference was at its biggest in 1988, 6.5 percentage points. In the last four examined

years, the share has grown larger for women than for men: according to the preliminary data for 2012, the share of employed persons in the age group was 0.9 percentage points higher for women than for men. In all, 34.7 per cent of women aged 55 to 74 and 33.8 per cent of men were employed.

**Share (%) of employed persons among those aged 55 to 74 by gender in 1987 to 2011 and preliminary data in 2012\***



***Employment rate of persons aged 55 to 74 highest in Åland***

According to preliminary data for 2012, the employment rate among persons aged 55 to 74 was highest in the municipalities of Åland: in Sottunga (51.5%), Kumlinge (48.2%) and Jomala (47.7%). In Mainland Finland, the employment rates of the age group were highest in Vöyri (43.3%), Mustasaari (42.8%) and Pornainen (42.6%). Sixteen of the municipalities with the highest employment rate for the age group were either Swedish-speaking or bilingual. Employment rates were lowest in the 55 to 74 age group in Kivijärvi (20.8%), Kuhmoinen (24.2%) and Kaavi (24.4%).

Employment rates of people aged 18 to 64 were also highest in the municipalities of Åland. In Mainland Finland, the employment rates were highest in Mustasaari (82.5%), Pedersöre (81.4%) and Masku (80.5%). Employment rates were lowest in this age group in Lieksa (54.9%), Salla (55.2%) and Rautavaara (55.5%).

# Contents

## Tables

### Appendix tables

Appendix table 1. Employment rate (%) by municipality according to age group in 2012 (preliminary data) .....4

## Figures

### Appendix figures

Appendix figure 1. Share of employed persons (%) among persons aged 55 to 74 by municipality in 2012 (preliminary data)..... 11

Appendix figure 2. Share of employed persons (%) among persons aged 18 to 64 by municipality in 2012 (preliminary data)..... 12

## Appendix tables

**Appendix table 1. Employment rate (%) by municipality according to age group in 2012 (preliminary data)**

| Municipality            | Age group |       |
|-------------------------|-----------|-------|
|                         | 55-74     | 18-64 |
| Akaa                    | 33,0      | 70,7  |
| Alajärvi                | 31,9      | 65,3  |
| Alavieska               | 36,2      | 67,6  |
| Alavus                  | 33,7      | 68,5  |
| Asikkala                | 33,4      | 68,7  |
| Askola                  | 41,8      | 78,3  |
| Aura                    | 38,3      | 77,1  |
| Brändö                  | 40,9      | 76,0  |
| Eckerö                  | 37,2      | 75,3  |
| Enonkoski               | 25,7      | 62,7  |
| Enontekiö - Enontekis   | 29,6      | 59,6  |
| Espoo - Esbo            | 41,8      | 75,7  |
| Eura                    | 33,2      | 73,0  |
| Eurajoki - Euraâminne   | 33,3      | 72,1  |
| Evijärvi                | 33,7      | 73,1  |
| Finström                | 42,2      | 80,6  |
| Forssa                  | 31,9      | 66,4  |
| Föglö                   | 45,1      | 78,7  |
| Geta                    | 38,3      | 77,6  |
| Haapajärvi              | 31,3      | 66,2  |
| Haapavesi               | 33,6      | 65,5  |
| Hailuoto - Karlö        | 24,5      | 65,4  |
| Halsua                  | 33,6      | 71,7  |
| Hamina - Fredrikshamn   | 26,6      | 65,9  |
| Hammarland              | 42,3      | 81,0  |
| Hankasalmi              | 28,3      | 62,9  |
| Hanko - Hangö           | 28,2      | 66,5  |
| Harjavalta              | 31,4      | 68,3  |
| Hartola                 | 28,7      | 62,8  |
| Hattula                 | 37,8      | 75,1  |
| Hausjärvi               | 39,1      | 75,9  |
| Heinola                 | 28,6      | 64,0  |
| Heinävesi               | 25,4      | 61,0  |
| Helsinki - Helsingfors  | 38,0      | 71,6  |
| Hirvensalmi             | 31,0      | 65,6  |
| Hollola                 | 36,5      | 72,8  |
| Honkajoki               | 34,9      | 68,6  |
| Huittinen               | 34,4      | 70,9  |
| Humppila                | 37,9      | 72,0  |
| Hyrnsalmi               | 25,5      | 56,5  |
| Hyvinkää - Hyvinge      | 37,3      | 73,5  |
| Hämeenkoski             | 35,3      | 72,5  |
| Hämeenkyrö - Tavastkyro | 32,8      | 70,9  |

| Municipality             | Age group |       |
|--------------------------|-----------|-------|
|                          | 55-74     | 18-64 |
| Hämeenlinna - Tavastehus | 33,6      | 70,7  |
| Ii                       | 28,6      | 64,4  |
| Iisalmi - Idensalmi      | 33,5      | 66,1  |
| Iitti                    | 36,1      | 69,8  |
| Ikaalinen - Ikaalis      | 32,2      | 67,2  |
| Ilmajoki                 | 38,8      | 73,5  |
| Ilomantsi - Ilomants     | 26,6      | 58,8  |
| Imatra                   | 27,3      | 63,4  |
| Inari - Enare            | 30,7      | 64,1  |
| Inkoo - Ingå             | 39,8      | 77,1  |
| Isojoki - Storå          | 31,1      | 66,8  |
| Isokyrö - Storkyro       | 36,0      | 72,0  |
| Jalasjärvi               | 32,6      | 68,4  |
| Janakkala                | 33,1      | 74,0  |
| Joensuu                  | 32,5      | 61,6  |
| Jokioinen - Jockis       | 38,9      | 74,0  |
| Jomala                   | 47,8      | 82,9  |
| Joroinen - Jorois        | 29,5      | 64,4  |
| Joutsa                   | 26,7      | 64,2  |
| Juankoski                | 29,2      | 64,9  |
| Juuka                    | 27,3      | 57,9  |
| Juupajoki                | 34,8      | 71,2  |
| Juva                     | 31,0      | 69,3  |
| Jyväskylä                | 33,4      | 65,0  |
| Jämijärvi                | 31,9      | 69,4  |
| Jämsä                    | 28,7      | 66,0  |
| Järvenpää - Träskända    | 40,4      | 75,7  |
| Kaarina - S:t Karins     | 37,7      | 75,8  |
| Kaavi                    | 24,4      | 59,1  |
| Kajaani - Kajana         | 32,0      | 64,6  |
| Kalajoki                 | 35,2      | 70,5  |
| Kangasala                | 35,9      | 75,1  |
| Kangasniemi              | 27,1      | 64,1  |
| Kankaanpää               | 33,9      | 67,0  |
| Kannonkoski              | 29,6      | 61,0  |
| Kannus                   | 34,7      | 70,8  |
| Karjajoki - Bötom        | 35,8      | 70,7  |
| Karkkila - Högfors       | 34,5      | 72,1  |
| Karstula                 | 30,0      | 62,5  |
| Karvia                   | 31,9      | 67,2  |
| Kaskinen - Kaskö         | 32,8      | 64,0  |
| Kauhajoki                | 35,0      | 66,6  |
| Kauhava                  | 35,4      | 72,4  |
| Kauniainen - Grankulla   | 38,4      | 73,9  |
| Kaustinen - Kaustby      | 41,0      | 77,2  |
| Keitele                  | 34,4      | 65,6  |
| Kemi                     | 30,5      | 57,3  |
| Kemijärvi                | 27,2      | 56,6  |

| Municipality                      | Age group |       |
|-----------------------------------|-----------|-------|
|                                   | 55-74     | 18-64 |
| Keminmaa                          | 34,8      | 68,0  |
| Kemiönsaari - Kimitoön            | 31,6      | 68,3  |
| Kempele                           | 33,6      | 72,3  |
| Kerava - Kervo                    | 39,6      | 75,0  |
| Keuruu                            | 29,1      | 64,4  |
| Kihniö                            | 32,7      | 65,6  |
| Kinnula                           | 25,7      | 59,4  |
| Kirkkonummi - Kyrkslätt           | 41,5      | 77,8  |
| Kitee                             | 30,4      | 61,2  |
| Kittilä                           | 34,4      | 71,9  |
| Kiuruvesi                         | 27,1      | 63,1  |
| Kivijärvi                         | 20,8      | 58,4  |
| Kokemäki - Kumo                   | 31,7      | 67,4  |
| Kokkola - Karleby                 | 34,9      | 70,6  |
| Kolari                            | 30,2      | 62,8  |
| Konnevesi                         | 31,2      | 66,0  |
| Kontiolahti                       | 37,1      | 72,2  |
| Korsnäs                           | 39,6      | 76,7  |
| Koski TI                          | 28,1      | 71,2  |
| Kotka                             | 28,8      | 62,3  |
| Kouvola                           | 29,9      | 66,0  |
| Kristiinankaupunki - Kristinestad | 35,9      | 71,3  |
| Kruunupyö - Kronoby               | 39,1      | 77,0  |
| Kuhmo                             | 26,8      | 58,4  |
| Kuhmoinen                         | 24,2      | 61,7  |
| Kumlinge                          | 48,2      | 69,6  |
| Kuopio                            | 33,6      | 67,2  |
| Kuortane                          | 31,9      | 70,7  |
| Kurikka                           | 34,4      | 66,9  |
| Kustavi - Gustavs                 | 33,2      | 68,4  |
| Kuusamo                           | 30,8      | 64,0  |
| Kyyjärvi                          | 29,9      | 63,9  |
| Kärkölä                           | 36,2      | 70,2  |
| Kärsämäki                         | 28,6      | 63,8  |
| Kökar                             | 38,2      | 71,9  |
| Köyliö - Kjulo                    | 35,1      | 74,5  |
| Lahti - Lahtis                    | 30,8      | 65,8  |
| Laihia - Laihela                  | 39,0      | 76,5  |
| Laitila                           | 35,5      | 74,1  |
| Lapinjärvi - Lapträsk             | 35,9      | 71,9  |
| Lapinlahti                        | 30,2      | 64,8  |
| Lappajärvi                        | 34,2      | 68,1  |
| Lappeenranta - Villmanstrand      | 32,5      | 67,0  |
| Lapua - Lappo                     | 35,3      | 71,9  |
| Laukaa                            | 33,6      | 70,7  |
| Lavia                             | 28,7      | 64,0  |
| Lemi                              | 33,5      | 71,8  |
| Lemland                           | 42,7      | 80,9  |

| Municipality              | Age group |       |
|---------------------------|-----------|-------|
|                           | 55-74     | 18-64 |
| Lempäälä                  | 36,8      | 75,3  |
| Leppävirta                | 29,5      | 65,9  |
| Lestijärvi                | 31,3      | 63,4  |
| Lieksa                    | 25,9      | 54,9  |
| Lieto - Lundo             | 38,8      | 77,8  |
| Liminka - Limingo         | 37,7      | 74,3  |
| Liperi                    | 33,1      | 68,7  |
| Lohja - Lojo              | 35,8      | 74,2  |
| Loimaa                    | 34,7      | 71,2  |
| Loppi                     | 34,8      | 75,1  |
| Loviisa - Lovisa          | 34,5      | 71,9  |
| Luhanka                   | 24,8      | 63,8  |
| Lumijoki                  | 35,0      | 68,9  |
| Lumparland                | 37,9      | 84,0  |
| Luoto - Larsmo            | 36,5      | 80,0  |
| Luumäki                   | 29,8      | 67,8  |
| Luvia                     | 33,4      | 71,8  |
| Maalahti - Malax          | 38,2      | 78,0  |
| Maaninka                  | 29,8      | 70,0  |
| Maarianhamina - Mariehamn | 44,2      | 76,8  |
| Marttila                  | 36,3      | 73,7  |
| Masku                     | 39,6      | 80,5  |
| Merijärvi                 | 34,7      | 65,0  |
| Merikarvia - Sastmola     | 28,7      | 64,7  |
| Miehikkälä                | 24,5      | 63,9  |
| Mikkeli - S:t Michel      | 32,6      | 67,8  |
| Muhos                     | 35,0      | 68,3  |
| Multia                    | 30,6      | 65,6  |
| Muonio                    | 32,8      | 68,8  |
| Mustasaari - Korsholm     | 42,8      | 82,5  |
| Muurame                   | 35,9      | 74,6  |
| Mynämäki                  | 37,2      | 74,8  |
| Myrskylä - Mörskom        | 31,6      | 71,0  |
| Mäntsälä                  | 39,8      | 78,0  |
| Mänttä-Vilppula           | 30,3      | 63,7  |
| Mäntyharju                | 29,5      | 63,6  |
| Naantali - Nådendal       | 37,2      | 73,9  |
| Nakkila                   | 32,7      | 68,4  |
| Nastola                   | 34,5      | 70,4  |
| Nivala                    | 34,3      | 68,8  |
| Nokia                     | 31,2      | 71,5  |
| Nousiainen - Nousis       | 41,7      | 79,2  |
| Nurmes                    | 28,7      | 61,2  |
| Nurmijärvi                | 40,6      | 80,2  |
| Närpiö - Närpes           | 38,5      | 79,7  |
| Orimattila                | 32,4      | 70,7  |
| Oripää                    | 36,7      | 75,1  |
| Orivesi                   | 29,7      | 68,0  |

| Municipality                 | Age group |       |
|------------------------------|-----------|-------|
|                              | 55-74     | 18-64 |
| Oulainen                     | 34,3      | 66,1  |
| Oulu - Uleåborg              | 34,8      | 65,5  |
| Outokumpu                    | 27,9      | 58,0  |
| Padasjoki                    | 27,7      | 65,9  |
| Paimio - Pemar               | 39,1      | 75,1  |
| Paltamo                      | 29,7      | 66,9  |
| Parainen - Pargas            | 37,3      | 75,1  |
| Parikkala                    | 25,2      | 62,1  |
| Parkano                      | 31,1      | 67,7  |
| Pedersören kunta - Pedersöre | 41,3      | 81,4  |
| Pelkosenniemi                | 28,2      | 57,5  |
| Pello                        | 28,5      | 57,8  |
| Perho                        | 34,9      | 67,2  |
| Pertunmaa                    | 26,3      | 65,4  |
| Petäjävesi                   | 31,8      | 67,4  |
| Pieksämäki                   | 31,7      | 65,2  |
| Pielavesi                    | 28,8      | 61,1  |
| Pietarsaari - Jakobstad      | 31,9      | 71,0  |
| Pihtipudas                   | 27,4      | 63,4  |
| Pirkkala - Birkala           | 34,5      | 75,8  |
| Polvijärvi                   | 27,9      | 61,6  |
| Pomarkku - Påmark            | 29,6      | 66,1  |
| Pori - Björneborg            | 30,9      | 66,9  |
| Pornainen - Borgnäs          | 42,6      | 79,1  |
| Porvoo - Borgå               | 37,5      | 74,6  |
| Posio                        | 25,4      | 56,9  |
| Pudasjärvi                   | 25,2      | 56,5  |
| Pukkila                      | 36,4      | 79,1  |
| Punkalaidun                  | 33,4      | 70,3  |
| Puolanka                     | 26,6      | 56,0  |
| Puumala                      | 29,3      | 62,6  |
| Pyhtää - Pyttis              | 30,5      | 69,7  |
| Pyhäjoki                     | 33,1      | 67,5  |
| Pyhäjärvi                    | 28,4      | 59,9  |
| Pyhäntä                      | 33,8      | 64,3  |
| Pyhäranta                    | 36,3      | 72,3  |
| Pälkäne                      | 31,6      | 71,8  |
| Pöytyä                       | 35,6      | 73,7  |
| Raahe - Brahestad            | 34,4      | 64,8  |
| Raasepori - Raseborg         | 34,1      | 71,5  |
| Raisio - Reso                | 36,9      | 72,4  |
| Rantasalmi                   | 30,9      | 63,1  |
| Ranua                        | 28,7      | 58,8  |
| Rauma - Raumo                | 33,1      | 69,3  |
| Rautalampi                   | 27,4      | 61,7  |
| Rautavaara                   | 25,1      | 55,5  |
| Rautjärvi                    | 26,3      | 60,9  |
| Reisjärvi                    | 33,6      | 69,5  |

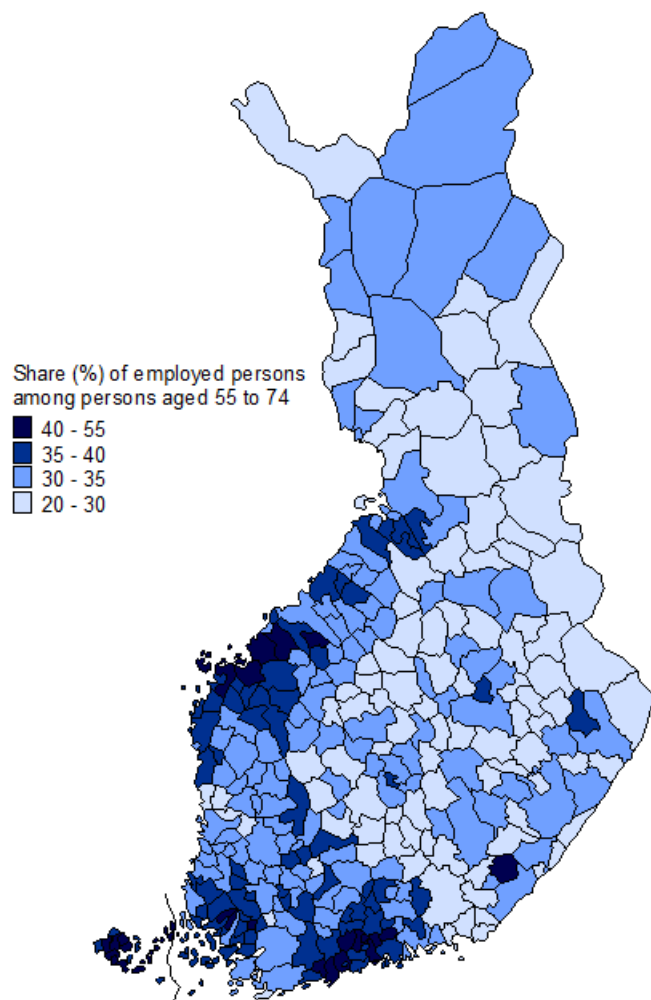


| Municipality         | Age group |       |
|----------------------|-----------|-------|
|                      | 55-74     | 18-64 |
| Riihimäki            | 35,6      | 71,7  |
| Ristijärvi           | 29,0      | 63,3  |
| Rovaniemi            | 34,7      | 65,3  |
| Ruokolahti           | 30,2      | 67,0  |
| Ruovesi              | 29,3      | 66,3  |
| Rusko                | 41,1      | 79,5  |
| Rääkkylä             | 28,2      | 56,3  |
| Saarijärvi           | 32,2      | 62,8  |
| Salla                | 25,9      | 55,2  |
| Salo                 | 31,2      | 65,4  |
| Saltvik              | 42,4      | 80,7  |
| Sastamala            | 34,0      | 70,0  |
| Sauvo - Sagu         | 36,2      | 72,5  |
| Savitaipale          | 28,5      | 66,6  |
| Savonlinna - Nyslott | 30,5      | 64,1  |
| Savukoski            | 32,1      | 62,2  |
| Seinäjoki            | 37,3      | 72,5  |
| Sievi                | 33,1      | 67,5  |
| Siikainen            | 29,2      | 63,1  |
| Siikajoki            | 35,2      | 64,8  |
| Siikalatva           | 29,9      | 65,9  |
| Siilinjärvi          | 35,8      | 74,2  |
| Simo                 | 29,1      | 61,8  |
| Sipoo - Sibbo        | 40,4      | 80,1  |
| Siuntio - Sjundeå    | 40,9      | 78,6  |
| Sodankylä            | 32,3      | 67,0  |
| Soini                | 30,0      | 63,7  |
| Somero               | 32,2      | 70,0  |
| Sonkajärvi           | 29,1      | 60,1  |
| Sotkamo              | 30,3      | 67,3  |
| Sottunga             | 51,5      | 86,4  |
| Sulkava              | 28,2      | 65,4  |
| Sund                 | 44,1      | 80,5  |
| Suomussalmi          | 27,5      | 58,5  |
| Suonenjoki           | 28,2      | 64,5  |
| Sysmä                | 27,6      | 62,8  |
| Säkylä               | 35,8      | 74,9  |
| Taipalsaari          | 40,1      | 74,6  |
| Taivalkoski          | 28,3      | 58,1  |
| Taivassalo - Tövsala | 35,3      | 71,5  |
| Tammela              | 35,4      | 72,2  |
| Tampere - Tammerfors | 33,2      | 66,1  |
| Tarvasjoki           | 41,2      | 77,5  |
| Tervo                | 31,5      | 63,0  |
| Tervola              | 26,5      | 63,5  |
| Teuva - Östermark    | 34,4      | 68,7  |
| Tohmajärvi           | 28,8      | 59,2  |
| Toholampi            | 33,4      | 70,4  |

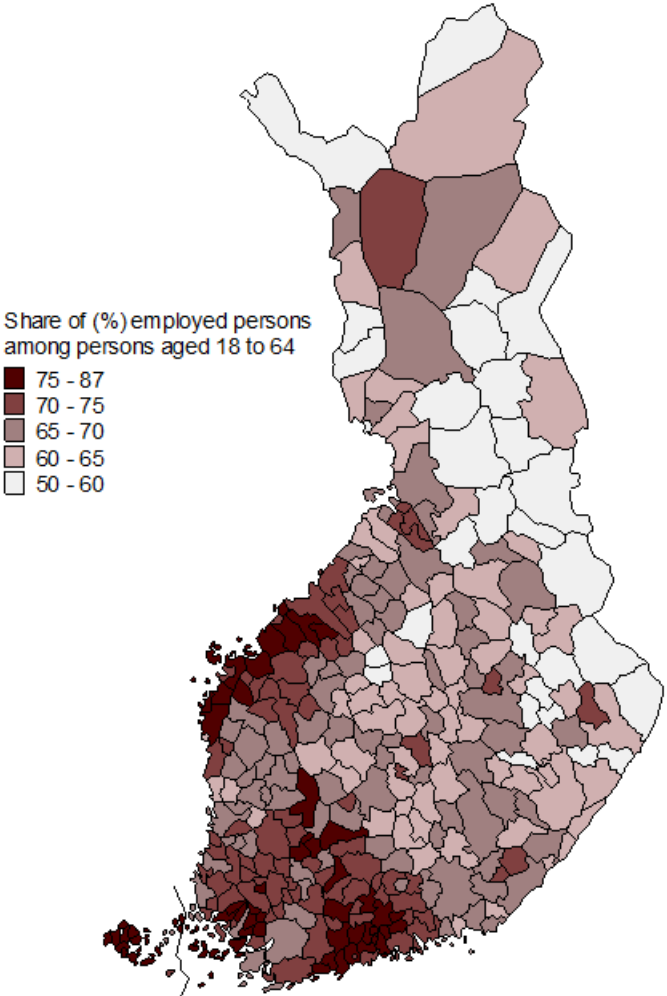
| Municipality              | Age group |       |
|---------------------------|-----------|-------|
|                           | 55-74     | 18-64 |
| Toivakka                  | 32,1      | 67,3  |
| Tornio - Torneå           | 34,9      | 63,1  |
| Turku - Åbo               | 33,1      | 65,4  |
| Tuusniemi                 | 25,5      | 58,3  |
| Tuusula - Tusby           | 40,1      | 79,1  |
| Tyrnävä                   | 36,7      | 70,9  |
| Ulvila - Ulvsby           | 34,5      | 71,8  |
| Urjala                    | 31,8      | 68,1  |
| Utajärvi                  | 31,9      | 62,5  |
| Utsjoki                   | 32,1      | 59,6  |
| Uurainen                  | 29,8      | 69,8  |
| Uusikaarlepyy - Nykarleby | 41,5      | 79,6  |
| Uusikaupunki - Nystad     | 31,3      | 68,2  |
| Vaala                     | 25,4      | 56,9  |
| Vaasa - Vasa              | 38,4      | 71,7  |
| Valkeakoski               | 28,7      | 67,6  |
| Valtimo                   | 29,5      | 60,4  |
| Vantaa - Vanda            | 39,4      | 75,5  |
| Varkaus                   | 28,0      | 59,4  |
| Vehmaa                    | 37,2      | 73,4  |
| Vesanto                   | 26,6      | 61,3  |
| Vesilahti                 | 37,1      | 75,6  |
| Veteli - Vetil            | 36,3      | 72,6  |
| Vieremä                   | 29,7      | 66,4  |
| Vihti - Vichtis           | 39,7      | 76,6  |
| Viitasaari                | 29,4      | 62,5  |
| Vimpeli                   | 34,5      | 65,9  |
| Virolahti                 | 29,7      | 67,0  |
| Virrat - Virdois          | 29,7      | 62,9  |
| Vårdö                     | 36,4      | 78,7  |
| Vöyri - Vörå              | 43,3      | 79,8  |
| Ylitornio - Övertorneå    | 29,2      | 58,6  |
| Ylivieska                 | 36,8      | 69,1  |
| Ylöjärvi                  | 35,0      | 75,1  |
| Ypäjä                     | 34,1      | 70,3  |
| Ähtäri - Etseri           | 33,8      | 65,8  |
| Äänekoski                 | 26,5      | 63,0  |

## Appendix figures

**Appendix figure 1. Share of employed persons (%) among persons aged 55 to 74 by municipality in 2012 (preliminary data)**



**Appendix figure 2. Share of employed persons (%) among persons aged 18 to 64 by municipality in 2012 (preliminary data)**



## Inquiries

Jaana Huhta                      09 1734 2632  
Director in charge:  
Riitta Harala  
[www.stat.fi](http://www.stat.fi)  
Source: Employment Statistics, Statistics Finland